

Vaccine Refrigerator Setup

Storing Vaccines

Carefully organizing vaccines in a refrigerator helps protect vaccine and facilitates vaccine inventory management. Refrigerate all vaccines except MMRV, Varicella, and Zoster.

Refrigerator-only Unit

Almost all of the space is usable (inside dashed lines).

✓ Place vaccine in breathable plastic mesh baskets and clearly label baskets by type of vaccine.

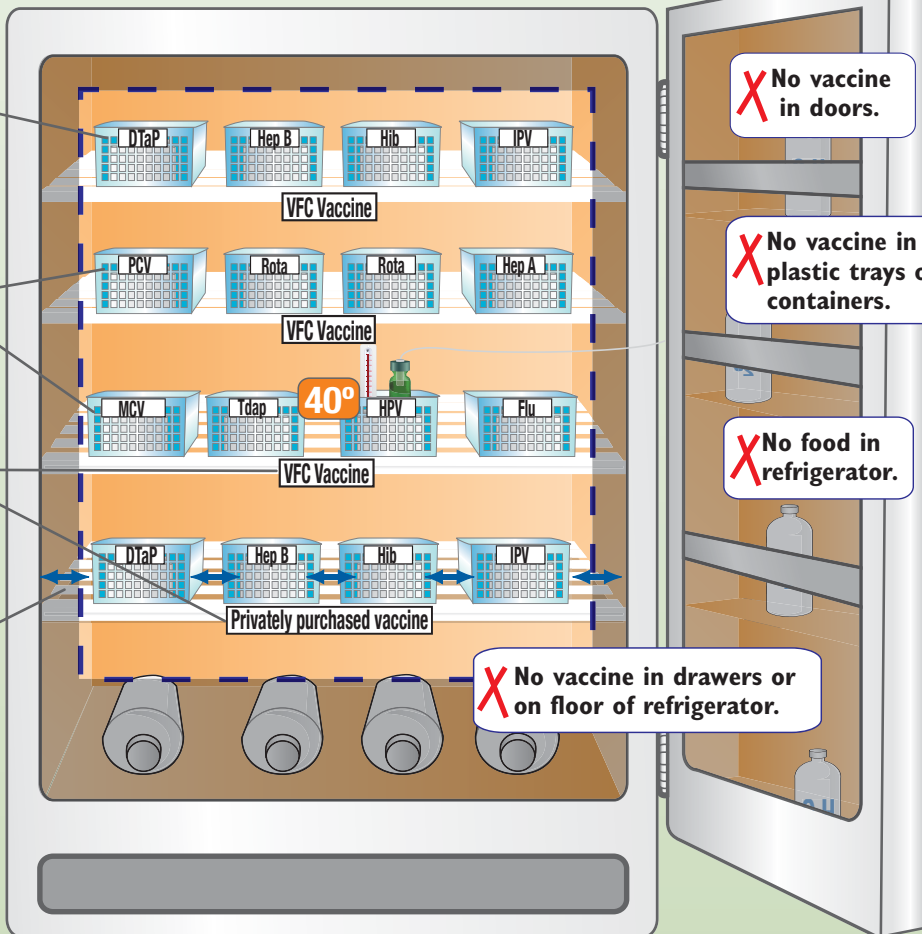
✓ Group vaccines by pediatric, adolescent, and adult types.

✓ Separate the VFC vaccine supply from privately purchased vaccine.

✓ Keep baskets 2-3 inches from walls and other baskets.

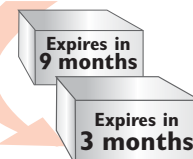
✓ Keep vaccines in their original boxes until you are ready to use them.

✓ Store only vaccine and other medication in vaccine storage units.



✓ Keep vaccines with shorter expiration dates to front of shelf.

If you have vaccine that will expire in 3 months or less that you will not be able to use, notify the VFC Program.



✓ Keep temperatures between 35°F to 46°F.



If you have any problems with your refrigerator, keep the refrigerator door shut and notify the California VFC Program.

• VFC Program Office (877) 243-8832

• VFC Field Representative

Vaccine Refrigerator Setup

Storing Vaccines

Carefully organizing vaccines in a refrigerator helps protect vaccine and facilitates vaccine inventory management. Refrigerate all vaccines except MMRV, Varicella, and Zoster.

Refrigerator in a Combination Unit

Usable space is limited (inside dashed lines).

✓ Place vaccine in breathable plastic mesh baskets and clearly label baskets by type of vaccine.

✓ Group vaccines by pediatric, adolescent, and adult types.

✓ Separate the VFC vaccine supply from privately purchased vaccine.


✓ Keep baskets 2-3 inches from walls and other baskets.

✓ Keep vaccines in their original boxes until you are ready to use them.

✓ Store only vaccine and other medication in vaccine storage units.

✓ Keep vaccines with shorter expiration dates to front of shelf.

If you have vaccine that will expire in 3 months or less that you will not be able to use, notify the VFC Program.



✓ Keep temperatures between 35°F to 46°F.



✗ Keep vaccine away from all cold air vents. The vents blow in very cold air from the freezer which can damage vaccines.

✗ No food in refrigerator.

✗ No vaccine in doors.

✗ No vaccine in solid plastic trays or containers.

✗ No vaccine in drawers or on floor of refrigerator.

If you have any problems with your refrigerator, keep the refrigerator door shut and notify the California VFC Program.

• VFC Program Office (877) 243-8832

• VFC Field Representative